


NOTCam opening March 2012

Purpose: Install two filters

Fotographer: Jens Jessen-Hansen


NOTCam on the inside ...



The charcoal getter 24h baking




Aperture & collimator units out



Dismounting central wheel unit



Difficult screw to undo ...



Assistance was needed




The other screw on the back side




The central wheel unit on the table



Focus mechanism & lens wheel



Taking off the filter wheel lids



Wheel 2 (left) and wheel 1 (right)





The 4 polaroids are all distorted



Mounting the BK7 glass filter

Filter holder type 3: 7mm
Filter thickness 5.4mm
Copper ring spring



Mount the lid on charcoal getter



Hot getter mounted inside NOTCam



The radiation shield getting in place



Tightening the radiation shield screws



Getting the lid straight on ...



The gold-plated spherical reflector



The black-painted baffle plate




The insulation cap



The entrance window at last



Closed up and pumping started!



Make sure all wheels initialize,
not necessarily like this ...

